

BHANDARE FARMER PRODUCER COMPANY LIMITED
C/O 202, Pimlgaon, Nanded 431808
BALANCE SHEET AS ON 31ST MARCH, 2022

(Amount in Rs.)

Particulars	Note No.	As on 31st March 2022	As on 31st March 2021
-------------	----------	-----------------------	-----------------------

I. EQUITY AND LIABILITIES			
(1) Shareholders' Funds			
(a) Share Capital	1	1,000,000	500,000
(b) Reserves and Surplus	2	1,161,999	(13,341)
		2,161,999	486,659
(2) Non-Current Liabilities			
(a) Long-Term Borrowings	3	-	1,387,347
(b) Deferred Tax Liabilities (Net)		-	1,387,347
		-	-
(3) Current Liabilities			
(a) Short-Term Borrowings	4	-	-
(b) Trade Payables	5	-	-
(c) Other Current Liabilities	6	10,000	98,654
(d) Short-term Provisions	7	10,000	120,654
		2,171,999	1,994,660
II. ASSETS			
(1) Non-current Assets			
(a) Fixed Assets			
(i) Tangible Assets	8	1,378,749	2,115,945
(ii) Capital Work In Progress	8	11,000	-
(b) Non Current Investments	9	-	-
(c) Deferred Tax Assets (Net)	10	-	-
(d) Long-Term Loans and Advances	10	-	-
(e) Other Non Current Asset	11	1,389,749	2,115,945
		1,389,749	2,115,945
(2) Current assets			
(a) Current Investments	12	-	-
(b) Inventories	13	-	-
(c) Trade Receivables	14	518,320	285,319
(d) Cash and Cash Equivalents	15	75,444	188,488
(e) Short-term Loans and Advances	16	188,486	188,488
(f) Other Current Assets		782,250	473,807
		2,171,999	2,589,752
Total		2,171,999	2,589,752

Notes on Financial Statements
25
25

As per our report of even date
For and on behalf of Board

Director: Balaji I Bhandare
Director: Nagath I Bhandare
Director: Hamant R Jagdambe
Director: Dataray S Patil


UDIN: 22189206AQMWHU8297
Date: 18/07/2022
Place: Nanded

CA Mitesh Malviya
Proprietor
Membership No: 189206
Date: 18/07/2022
Place: Nanded

For: MITESH M MALIWAL & ASSOCIATES
Chartered Accountants
Firm Registration No-150648W
Associates

भंडारे फार्मर प्रोड्यूसर कंपनी लि.
पिमलगाव, ता. पमलगाव जि. न. ४३१८०८

BHANDARE FARMER PRODUCER COMPANY LIMITED
 C/O 202, Pimalgaon, Nanded 431808
 STATEMENT OF PROFIT AND LOSS FOR THE YEAR ENDED 31ST MARCH 2022



79

Sr. No.	Particulars	Note	Year Ending 31.03.2022	Year Ending 31.03.2021
---------	-------------	------	------------------------	------------------------

I.	Revenue from operations	17	2,896,500	2,760,000
II.	Other Income	18	6,500	
	Total Revenue		2,903,000	2,760,000
III.	Expenses:			
	Cost of materials consumed	19	2,291,750	2,665,000
	Purchases of Stock-in-Trade			
	Changes in inventories of finished goods and Stock-in-Trade	20	-	
	Trade			
	Employee benefits expense	21	90,000	10,000
	Finance costs	22	1,011	1,076
	Depreciation and amortization expense	23	403,619	
	General and administrative Exps.			
	Other expenses	24	76,400	48,740
	Total Expenses		2,862,780	2,724,816
IV.	Profit before tax		40,220	35,184
V.	Tax expense:			
	Provision for Income Tax		-	
	Deferred Tax Liability / (Asset)			
VI.	Profit/(Loss) for the period		40,220	35,184
VII.	Earning Per Equity Share:			
	- Basic & Diluted		4.02	7.04
	- Average Number Of Shares For Basic EPS		10,000	5,000

Notes on Financial Accounting Policies

As per our report of even date
For: MITESH M MALIWAL & ASSOCIATES
 Chartered Accountants
 Firm Registration No. MA/158648W
 CA Mitesh Malwani 150648W
 Mem. No. 189206
 ERN No. 189206
 Proprietor

Place: Nanded
 Date: 18/07/2022
 Membership No. 189206

For and on behalf of Board
 Director: Hanmant R Jagaramb
 Director: Balaji I Bhandare
 Director: Nagath I Bhandare
 Director: Dattaraj S Patil

UDIN: 22189206AQMWUH8297
 Place: Nanded
 Dated: 18/07/2022

Bhandare
 अहारे फार्मर प्रोड्यूसर कंपनी लि.
 भुवानी, पी. एम. गाविस

BHANDARE FARMER PRODUCER COMPANY LIMITED
NOTES FORMING PART OF FINANCIAL STATEMENTS



Particulars		31.03.2022	31.03.2021
Equity Share Capital	5000 Equity Shares of Rs. 100/- each	500,000	500,000
	10000 Equity Shares of Rs. 100/- each	1,000,000	500,000
	Issued, subscribed & Paid Up capital	500,000	500,000
	5000 Equity Shares of Rs 100 /- each as fully paid up	500,000	500,000
	5000 Equity Shares of Rs 100 /- each as fully paid up	1,000,000	500,000
	Total	1,000,000	500,000

Note 1.1: Reconciliation of the shares outstanding at the beginning and at the end of the reporting period

Particulars		31.03.2022	31.03.2021
Number of Shares	Number of Shares	5,000	5,000
Amount	Amount	500,000	500,000
Balance as at the beginning of the year	Less: Shares Transferred During the year (As per list attached)	5,000	5,000
Add: Shares issued during the year (As Per List Attached)		5,000	4,900
Balance as at the end of the year		10,000	500,000

Note 1.2: Equity Shares: Details of Shareholders holding more than 5 % Shares

Name of the share holder	Number of % Holding	Number of Shares	% Holding
1) Balaji Irrama Bhandare			
2) Hamant Ramrao Jagdambe			
3) Nagath Irrama Bhandare			
4) Patil Dattatray Shilving			
5) Gangasagar Dattatray Patil			
6) Vikrant Dattatraya Patil			
7) Kamaji Nagorao Chincholkar			
Balance as at the end of the year	0	0.00%	0.00%

Note 2: Reserves and Surplus

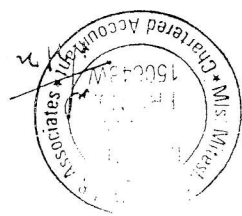
Particulars		31.03.2022	31.03.2021
A) Surplus in Statement of Profit and Loss	Balance as at the beginning of the year	(13,341)	(48,525)
	Less: Tax on Regular Assessment Paid	40,220	35,184
	Add/Less: Profit or Loss for the year	26,879	(13,341)
	Closing Balance	1,161,999	(13,341)
B) Capital Reserves			
	B) Govt. Grant Account / ATMA Subsidy		
	Opening Balance	1,135,120	-
	Add: Received During The Year	1,135,120	-
	Closing balance	1,161,999	(13,341)

Hamant R Nagath I Dattatray S Patil Balaji I Bhandare
 Jagdambe Bhandare

Director Director Director Director
 Director Director Director Director



Handwritten signatures and text at the top of the page, including a signature that appears to be 'Bhandare'.



Director Jagdambhe Bhandare
 Director Hanmant R Nagath I
 Director Datatray S Patil
 Director Balaji Bhandare

Note 7 : Short Term Provisions

Particulars	31.03.2022	31.03.2021
Audit Fees Payable	10,000	10,000
Lease Rent Payable	-	12,000
Provision for Taxation	-	-
Salary Payable	10,000	22,000
Total	20,000	32,000

Note 6 : Other Current Liabilities :

Particulars	31.03.2022	31.03.2021
1. Allotment of Shares	-	-
2. Interest Accrued and Due on Borrowings	-	-
3. Statutory Dues Payable	-	98,654
GST Tax Payable	-	-
TDS & TCS Payable	-	-
Liability & Market Cess Payable	-	-
Total	-	98,654

Note 5 : Trade Payables


Particulars	31.03.2022	31.03.2021
Sundry Creditors for Material	-	-
Trade Payables	-	-
Less Than Six Months	-	-
More Than Six Months	-	-
Total	-	-

Note 4 : Short-Term Borrowings

Particulars	31.03.2022	31.03.2021
1.) Loan Repayable On Demand	-	-
From Bank	-	-
From Directors	-	-
From Others	-	-
Total	-	-

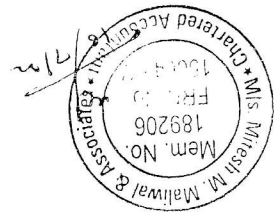
Note 3 : Long-Term Borrowings

Particulars	31.03.2022	31.03.2021
1. Term Loan:	-	-
Bank Loan	-	-
2. Deposit	-	-
3. Loans & Advances From Related Parties	-	-
Sitaram Bhoskar	-	300,000
Vinayak S Dongale	-	300,000
4. Loan From Directors	-	-
1) Balaji Irawna Bhandare	-	441,001
2) Patil Datatray Shivling	-	100,000
3) Ganpasagar Datatray Patil	-	46,346
4) Kamaji Nagorao Chincholkar	-	200,000
Total	-	1,387,347



अवकाश
 शेखर कांकर प्रोड्यूसर कंपनी लि
 पिपळगाव, ता. धर्माबाद जि. नांदेड

(Signature)



Director *(Signature)*
 Director *(Signature)*
 Director *(Signature)*
 Director *(Signature)*

Harmantr Nagath I Datatray S Palli Balaji Bhanare
 Jagdambhe Bhandare


Goods - in - transit	Total	
	31.03.2022	31.03.2021
Particulars	-	-

Recurring Deposits Fixed Deposits with Bank	Total	
	31.03.2022	31.03.2021
Particulars	-	-

Preliminary Expenses (To The Extent Non Written Off)	Total	
	31.03.2022	31.03.2021
Particulars	-	-


I. Capital Advances: a. Secured, Considered Good : b. Unsecured, Considered Good : c. Doubtful 2. Security Deposit a. Secured, Considered Good : b. Unsecured, Considered Good : c. Doubtful 3. Deposits With Market Federation 4. Deposits with Maharashtra Service 5. Deposits with Maharashtra Service 6. Unsecured, Considered Good : c. Doubtful	Total	
	31.03.2022	31.03.2021
Particulars	-	-

Investment In Equity of other body corporate MAHA Farmers Producer Company Limited Fixed Deposits With Bank	Total	
	31.03.2022	31.03.2021
Particulars	11,000	11,000



शुद्धता, म. प्रभात लि. पी. डी.
 शंकर कांठे प्रोड्यूसर कंपनी लि.
 अक्षय
 Bhandare

Director Director Director Director Director
 Hanmant R Nagrath I Dattaraj S Patil Balaji I Bhandare
 Jagdambe Bhandare



Note 17: Revenue From Operations

Particulars	31.03.2022	31.03.2021
Taxable Sales	2,896,500	2,760,000
Other Operative Income	2,896,500	2,760,000
Sub Total	2,896,500	2,760,000
Less: Excise Duty	2,896,500	2,760,000
Total	2,896,500	2,760,000

Note 16: Short Term Loans & Advances:

Particulars	31.03.2022	31.03.2021
Advance To Staff	-	-
Balance With Tax Authorities	90,633	90,634
CGST Capital Asset	90,633	90,634
SGST Capital Asset	7,220	90,634
TDS 20-21	7,220	7,220
Prepaid Insurance	-	-
Advance To Suppliers	-	-
Income Tax Refund	-	-
Total	188,486	188,488




Note 15: Cash and Bank Balances

Particulars	31.03.2022	31.03.2021
Cash on hand	65,800	177,596
SBI A/c No.38899395243	9,644	107,723
Cheques on Hand	-	-
Total	75,444	285,319

Note 14: Trade Receivables:

Particulars	31.03.2022	31.03.2021
Outstanding for More Than Six Months:	-	-
a. Secured, Considered Good:	-	-
b. Unsecured, Considered Good:	-	-
c. Doubtful:	-	-
Outstanding for Less Than Six Months:	-	-
a. Secured, Considered Good:	518,320	-
b. Unsecured, Considered Good:	-	-
c. Doubtful:	-	-
Total	518,320	-

संस्था च्या सर्वोच्च मंडळीस
 सादर प्रार्थना आहे.
 Bhandare



Director Jagdambhe Bhandare
 Director Jagdambhe Bhandare
 Director Jagdambhe Bhandare
 Director Jagdambhe Bhandare

Hamant R Nagath I
 Datatray S Patil
 Balaji I Bhandare

Note 21 : Employee Benefit

	31.03.2022	31.03.2021
1. Salaries, Bonus, Wages	-	10,000
CEO SALARY	90,000	-
2. Director Remuneration	-	-
3. Staff Welfare Expenses	90,000	10,000
Total	90,000	10,000

Note 20 : Change in Inventory

	31.03.2022	31.03.2021
Opening Stock	-	-
Closing Stock	-	-
Total	-	-

Note 19 : Purchase of Stock in Trade

	31.03.2022	31.03.2021
A. Purchases of Materials	2,275,000	2,665,000
B. Direct/ Contract Expenses	9,850	-
1. Labour Charges etc	-	-
2. Borewell Expenses	6,900	-
3. Power & Fuel	-	-
4. Security Expenses	-	-
5. Water Charges	16,750	-
Sub Total	2,291,750	2,665,000
Total	2,291,750	2,665,000


Note 18 : Other Income

Particulars	31.03.2022	31.03.2021
1. Commission from MAHA- FPC	-	-
2. Govt Grant Pesticide Demonstration	-	-
3. Net Gain/ Loss on sale of Investment	-	-
4. Gov Grant - Group Farm	-	-
5. Amortization of Govt Grant	6,500	-
6. Other Income	-	-
7. Rounding Off	-	-
Total	6,500	-



Director
Director
Director

Bhandare



Director
Director
Director
Director
Director

Hanmant R Nagnath I
Datatray S Patil
Balaji I Bhandare
Jagdambe Bhandare

Note 24 : Other Expenses :		
	31.03.2022	31.03.2021
Audit fees	10,000	10,000
GST Late Fees A/c	300	300
MCA Challan	13,200	13,200
Diesel Exps	5,900	4,500
Documentation Charges	2,560	7,250
Engineer Exps	-	3,200
Stamp Ink Charges	4,960	-
Land Lease Rent	12,000	12,000
Meeting Exps	1,960	720
Misc Expenses	4,375	2,450
Office Exps	3,200	1,540
Printing & Stationery	3,495	-
Project Report	7,500	2,500
Traveling Exps	6,950	4,520
Total	76,400	48,740

Note 23 : Depreciation & Amortized Cost		
	31.03.2022	31.03.2021
1. Depreciation	403,619	-
2. Preliminary Expenses W/O	-	-
Total	403,619	-

Note 22 : Finance Cost		
	31.03.2022	31.03.2021
1. Interest on Cash Credit Facility	-	-
2. Interest on Term Loan	1,011	1,076
3. Bank Charges & Processing fees	-	-
4. Bank Guarantee Charges	-	-
5. Interest on Other	-	-
6. Interest On Car Loan	-	-
Total	1,011	1,076

BHANDARE FARMER PRODUCER COMPANY LIMITED
C/O 202, Pimalgaon, Nanded 431808

1503733

Note 8 : FIXED ASSETS & DEPRECIATION AS ON 31.03.2022

Sr. No.	PARTICULAR OF ASSETS	RATE OF DEP.	OPENING BALANCE	GROSS BLOCK		DEPRECIATION			NET BLOCK			
				ADDITION DURING THE YEAR	DEL./SALE DURING THE YEAR	CLOSING BALANCE	ACCUMULATED OPENING BALANCE	DEPRN FOR THE YEAR	CLOSING BALANCE	AS ON 31.3.2022	AS ON 31.3.2021	
			01.04.2021									
1	Leased Land	0.00%	17120	-	-	17120	-	-	-	17120	17120	17120
2	Tractor	31.23%	798125	-	-	798125	-	249254	249254	548871	1503733	1503733
3	Equipment & Accessories	18.10%	705608	-	-	705608	-	127715	127715	577893	577893	577893
4	Chalni, Weighing Machine	18.10%	-	21,000	-	21000	-	3801	3801	17199	17199	17199
5	Shed	9.50%	-	240,515	-	240515	-	22849	22849	217666	217666	217666
				261,515	-	1,782,368	-	403,619	403,619	1,378,749	1,378,749	2,115,945

BHANDARE FARMER PRODUCER COMPANY LIMITED
C/O 202, Pimalgaon, Nanded 431808

DEPRECIATION SCHEDULE AS PER INCOME TAX ACT AS ON 31.03.2022

PARTICULARS	OPENING WDV	ADDITIONS		DEDUCTION	TOTAL	DEP RATE	DEPRECIATION	CLOSING WDV
		UPTO 30.09	AFTER 30.09					
Leased Land	17,120	-	-	-	17,120	-	-	17,120
Tractor	798,125	-	-	-	798,125	0.15	119,719	678,406
Equipment & Accessories	705,608	-	-	-	705,608	0.15	105,841	599,767
Chalni, Weighing Machine	-	21,000	-	-	21,000	0.15	3,150	17,850
Shed	-	240,515	-	-	240,515	0.15	36,077	204,438
	1,520,853	261,515	-	-	1,782,368		264,787	1,517,581

Bhandare

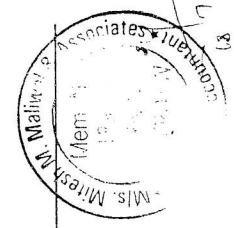
अध्यक्ष
भंडारे फार्मर प्रोड्यूसर कंपनी लि.
पिपळगांव, ता. धर्माबाद जि. नांदेड



Bhandare
Balaji Bhandare
Director

Bhandare
Nagnath Bhandare
Director

Bhandare
Dattatray S Patil
Director



Significant Accounting Policies Followed By The Company.

A. EARNING PER SHARE

The earning per share is computed as follows:

Particulars	31.03.2022	31.03.2021
Net Profit Attributable to equity shareholder	40,220	35,184
Total Number of equity shares outstanding as on balance sheet date	10,000	5,000
Weighted average number of shares		
Basic Earning Per Share	4.02	7.04

B. As Per Accounting Standard 18, issued by the Institute of chartered accountant of India, the disclosures of transactions with the related parties as defined in the Accounting Standard, are given below:-

Name of the Party	Relationship
Balaji Bhandare	Key Managerial Personnel
Hanmant R Jagdambe	Key Managerial Personnel
Nagnath I Bhandare	Key Managerial Personnel
Dattatray S Patil	Key Managerial Personnel
Gangasagar D Patil	Key Managerial Personnel
	Member of Company
	Associate concern

Particulars	Particulars
Received Loan from Directors / Member	
1) Balaji Irama Bhandare	
2) Patil Dattatray Shiling	
3) Gangasagar Dattatray Patil	
4) Kamaji Nagorao Chincholkar	
Sales to Associates Co.	

C. Loans From Directors :

Particulars	31.03.2022	31.03.2021
1. Loan From Director	-	787,347
Total in (Rs.)	-	787,347

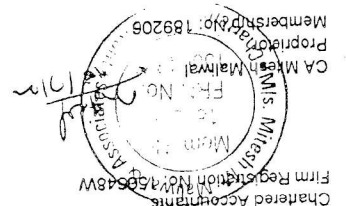
D. Auditor Remuneration :

Particulars	31.03.2022	31.03.2021
Audit Fees	10,000	10,000
Total in (Rs.)	10,000	10,000

E. Interest Expenses :

Particulars	31.03.2022	31.03.2021
Interest to Bank	-	-
Interest to Others	1,011	1,076
Bank Charges	-	-
Total in (Rs.)	1,011	1,076

For: MITESH M MALWAL & ASSOCIATES



Balaji Bhandare
Director

Nagnath I Bhandare
Director

Hanmant R Jagdambe
Director

Dattatray S Patil
Director

3182784
भंडारे कार्पार प्रोड्यूसर कंपनी लि.
पिंपरी, ता. अमठाव लि. नांदेड




Signature

Date : 18/07/2022
Place : Nanded

BHANDARE FARMER PRODUCER COMPANY LIMITED
202, Pimalgaon, Nanded Nanded MH 431808 IN

Director
Director

MITESH MAHESH MALIWAL
166B, GANESHNAGAR, OPP PEOPLES
COLLEGE GROUND, PAWADEWADI
ROAD, NANDED 431602
150648W

for Mitesh M. Maliwal & Associates.
Chartered Accountants


Registration No. of Company
Date of Registration
Permanent Account Number
Product Activity

U01100MH2019PTC331302
04/10/2019
AAICB6770F
Procurement & Processing of all types of
agricultural products and Providing
Technical Services to its members and
other farmers